


GT & Prototype Challenge SPA RACING FESTIVAL

Race 1

Analysis

■ Personal Best ■ Session Best ■ B Crossing the finish line in pit lane

Lap	Time	Sector 1	Sector 2	Sector 3	T. Spd	Elapsed	Lap	Time	Sector 1	Sector 2	Sector 3	T. Spd	Elapsed	
101	Daan MEIJER						NL	6	2:59.022	48.844	1:24.438	45.740	203.3	18:17.413
	JR Motorsport						Mercedes AMG SLS GT3	7	3:00.016	49.416	1:24.437	46.163	169.0	21:17.429
1	2:59.528	52.734	1:23.479	43.315	179.1	2:59.528	8	3:15.928	48.265	1:40.571	47.092	196.7	24:33.357	
2	2:50.281	45.899	1:21.520	42.862	218.9	5:49.809	9	4:33.850	51.144	2:04.565	1:38.141	161.7	29:07.207	
3	2:49.860	46.034	1:20.560	43.266	212.9	8:39.669	10	5:29.149	B 2:51.417	1:35.984	1:01.748	148.2	34:36.356	
4	2:50.126	46.128	1:20.679	43.319	212.1	11:29.795	11	4:55.920	2:32.703	1:31.902	51.315	173.7	39:32.276	
5	2:50.455	45.717	1:21.380	43.358	215.4	14:20.250	12	3:11.144	51.433	1:30.187	49.524	174.2	42:43.420	
6	2:51.385	46.464	1:21.730	43.191	221.6	17:11.635	13	3:10.818	50.940	1:29.387	50.491	165.2	45:54.238	
7	2:51.806	46.962	1:21.762	43.082	217.6	20:03.441	14	3:16.949	53.951	1:29.181	53.817	191.4	49:11.187	
8	2:51.408	46.224	1:21.778	43.406	204.1	22:54.849	15	3:20.363	53.144	1:34.952	52.267	180.3	52:31.550	
9	2:51.939	46.048	1:21.294	44.597	221.6	25:46.788	16	3:19.487	53.931	1:34.389	51.167	187.5	55:51.037	
10	5:08.108	B 1:22.284	2:08.522	1:37.302	74.6	30:54.896	17	3:11.402	52.319	1:30.850	48.233	189.8	59:02.439	
11	4:04.728	1:59.296	1:22.283	43.149	194.2	34:59.624	18	3:13.735	50.582	1:31.709	51.444	195.2	1:02:16.174	
12	2:52.723	46.911	1:21.735	44.077	192.1	37:52.347	19	3:15.008	53.280	1:30.733	50.995	175.9	1:05:31.182	
13	2:50.922	46.303	1:21.746	42.873	213.7	40:43.269								
14	3:26.246	46.065	1:55.440	44.741	213.3	44:09.515								
15	2:52.323	46.653	1:22.295	43.375	191.4	47:01.838								
16	3:39.479	B 47.525	1:55.709	56.245	188.8	50:41.317								
17	3:31.994	1:22.897	1:24.317	44.780	174.8	54:13.311								
18	2:53.858	47.779	1:22.323	43.756	216.3	57:07.169								
19	2:52.569	46.573	1:22.743	43.253	212.9	59:59.738								
20	2:51.106	46.204	1:21.882	43.020	229.6	1:02:50.844								
21	2:53.519	46.475	1:23.514	43.530	207.2	1:05:44.363								
173	Berry VAN ELK						NL							
	BlueBerry Racing						Mosler MT900R GT3							
1	3:17.412	1:01.521	1:28.964	46.927	149.5	3:17.412								
2	2:59.884	47.702	1:27.493	44.689	162.2	6:17.296								
3	2:55.100	46.487	1:24.575	44.038	168.8	9:12.396								
4	2:49.148	45.197	1:21.054	42.897	201.4	12:01.544								
5	2:49.452	44.800	1:20.984	43.668	193.5	14:50.996								
6	2:50.647	45.257	1:22.161	43.229	177.9	17:41.643								
7	2:49.899	45.485	1:21.671	42.743	184.9	20:31.542								
8	2:50.104	45.168	1:21.901	43.035	176.8	23:21.646								
9	3:14.398	B 44.921	1:21.278	1:08.199	206.8	26:36.044								
10	5:41.853	2:57.380	2:01.054	43.419	81.9	32:17.897								
11	2:53.117	47.116	1:23.124	42.877	160.8	35:11.014								
12	2:53.450	46.025	1:23.459	43.966	191.1	38:04.464								
13	2:51.446	46.568	1:22.369	42.509	201.8	40:55.910								
14	2:49.232	45.279	1:21.584	42.369	200.3	43:45.142								
15	2:49.073	44.461	1:22.260	42.352	209.6	46:34.215								
16	2:52.721	44.345	1:22.074	46.302	203.7	49:26.936								
17	2:53.480	46.261	1:24.408	42.811	191.8	52:20.416								
18	2:49.876	45.100	1:22.045	42.731	201.8	55:10.292								
19	2:51.272	45.361	1:23.029	42.882	185.9	58:01.564								
20	2:49.374	45.576	1:21.432	42.366	195.2	1:00:50.938								
21	2:50.231	46.046	1:21.291	42.894	201.0	1:03:41.169								
22	2:48.652	45.332	1:21.353	41.967	192.8	1:06:29.821								
187	Jean Jacques LEGA													
	Team Roscar						Porsche							
1	3:12.752	59.335	1:26.865	46.552	189.4	3:12.752								
2	3:00.760	48.955	1:25.543	46.262	190.4	6:13.512								
3	3:04.179	49.956	1:27.631	46.592	176.8	9:17.691								
4	3:01.817	49.010	1:26.104	46.703	185.2	12:19.508								
5	2:58.883	48.808	1:23.636	46.439	197.7	15:18.391								
188	Laurent/Eric COCHARD/BAZONNET													
	Team Roscar						Porsche							
1	3:15.902	1:01.554	1:27.119	47.229	154.1	3:15.902								
2	3:05.873	50.570	1:27.117	48.186	174.5	6:21.775								
3	4:43.537	50.208	3:04.603	48.726	189.4	11:05.312								
4	3:11.438	53.133	1:28.647	49.658	150.1	14:16.750								
5	3:05.565	53.094	1:25.581	46.890	157.0	17:22.315								
6	3:03.304	50.321	1:25.701	47.282	165.4	20:25.619								
7	3:13.218	B 50.611	1:27.085	55.522	163.2	23:38.837								
189	Jean Pierre/Jean Charles LEVASSEUR/													
	Team Roscar						Porsche							
1	3:08.909	56.642	1:25.959	46.308	172.3	3:08.909								
2	3:00.338	48.797	1:24.900	46.641	202.9	6:09.247								
3	3:00.144	48.914	1:24.647	46.583	201.0	9:09.391								
4	3:00.818	49.058	1:25.426	46.334	185.5	12:10.209								
5	2:59.881	48.806	1:24.757	46.318	211.2	15:10.090								
6	2:58.603	48.749	1:24.277	45.577	205.6	18:08.693								
7	3:02.660	49.831	1:26.573	46.256	174.5	21:11.353								
8	2:58.665	48.625	1:24.573	45.467	202.9	24:10.018								
9	3:11.378	48.725	1:27.029	55.624	210.8	27:21.396								
10	3:37.147	56.270	1:32.599	1:08.278	168.8	30:58.543								
11	3:13.836	59.798	1:25.993	48.045	150.9	34:12.379								
12	3:11.860	B 50.713	1:25.487	55.660	187.5	37:24.239								
13	4:30.077	2:16.970	1:25.728	47.379	178.8	41:54.316								
14	3:06.248	50.811	1:26.514	48.923	187.8	45:00.564								
15	3:20.280	B 53.862	1:28.260	58.158	183.7	48:20.844								
16	3:17.509	1:02.138	1:27.136	48.235	188.1	51:38.353								
17	3:04.703	51.116	1:26.562	47.025	185.9	54:43.056								
18	3:06.896	50.999	1:28.809	47.088	165.4	57:49.952								
19	3:08.174	49.076	1:27.772	51.326	210.0	1:00:58.126								
20	3:06.211	51.892	1:27.123	47.196	184.9	1:04:04.337								
21	3:05.238	50.588	1:25.935	48.715	188.8	1:07:09.575								
190	Georges CANAS													
	Team Roscar						Porsche							
1	3:14.391	59.605	1:27.633	47.153	175.3	3:14.391								
2	3:04.126	50.451	1:27.120	46.555	150.7	6:18.517								
3	2:59.536	48.409	1:24.524	46.603	186.8	9:18.053								
4	3:01.889	49.518	1:25.478	46.893	159.8	12:19.942								
5	2:58.937	49.346	1:23.272	46.319	199.6	15:18.879								
6	2:58.821	49.686	1:23.599	45.536	192.5	18:17.700								



GT & Prototype Challenge SPA RACING FESTIVAL

Race 1

Analysis

■ Personal Best ■ Session Best B Crossing the finish line in pit lane

Lap	Time	Sector 1	Sector 2	Sector 3	T. Spd	Elapsed
7	2:54.690	48.666	1:20.969	45.055	179.7	21:12.390
8	2:58.447	48.355	1:24.784	45.308	184.0	24:10.837
9	3:19.113 B	48.526	1:26.944	1:03.643	205.6	27:29.950
10	4:51.430	2:10.774	1:55.227	45.429	173.4	32:21.380
11	2:59.803	49.114	1:24.283	46.406	176.8	35:21.183
12	2:56.688	48.366	1:22.984	45.338	178.8	38:17.871
13	2:58.100	48.526	1:23.775	45.799	175.6	41:15.971
14	2:58.588	48.797	1:23.359	46.432	178.5	44:14.559
15	2:57.913	48.356	1:22.791	46.766	178.2	47:12.472
16	3:03.843	49.603	1:25.257	48.983	168.5	50:16.315
17	2:57.988	47.552	1:24.900	45.536	193.8	53:14.303
18	3:00.924	49.080	1:24.435	47.409	173.7	56:15.227
19	3:03.064	48.827	1:26.145	48.092	172.8	59:18.291
20	2:58.350	48.910	1:23.753	45.687	162.9	1:02:16.641
21	2:59.130	49.369	1:23.721	46.040	185.9	1:05:15.771

191 David/Denis DEFAUX/BARON
Team Roscar Porsche

1	3:44.090	1:11.700	1:38.484	53.906	152.8	3:44.090
2	3:25.322	56.225	1:36.974	52.123	162.5	7:09.412
3	3:27.617	56.534	1:39.236	51.847	146.8	10:37.029
4	3:23.949	54.440	1:36.982	52.527	151.1	14:00.978
5	3:29.874	58.367	1:38.197	53.310	126.9	17:30.852
6	3:26.704	55.788	1:38.032	52.884	140.2	20:57.556
7	3:35.757 B	54.580	1:37.741	1:03.436	167.7	24:33.313
8	6:14.711	2:37.261	2:07.979	1:29.471	75.8	30:48.024
9	3:41.859	1:07.679	1:39.872	54.308	140.7	34:29.883
10	3:28.462	55.319	1:37.862	55.281	158.2	37:58.345
11	3:30.674	57.069	1:38.255	55.350	182.4	41:29.019
12	3:26.106	55.430	1:37.793	52.883	176.2	44:55.125
13	3:27.571	56.636	1:37.143	53.792	158.7	48:22.696
14	3:38.337 B	56.072	1:36.261	1:06.004	156.6	52:01.033
15	3:48.261	1:16.886	1:37.947	53.428	166.2	55:49.294
16	3:28.530	54.490	1:38.169	55.871	147.8	59:17.824
17	3:29.334	55.702	1:39.500	54.132	168.5	1:02:47.158
18	3:27.066	56.017	1:36.557	54.492	179.7	1:06:14.224

192 Patrick/Alexis MICHELLIER/BERTHET
Team Roscar Ferrari 458 GT3

1	2:51.426	48.635	1:20.587	42.204	211.6	2:51.426
2	2:46.317	45.681	1:18.512	42.124	222.0	5:37.743
3	2:46.455	45.331	1:18.597	42.527	228.6	8:24.198
4	2:46.204	45.480	1:18.588	42.136	219.8	11:10.402
5	2:46.922	45.664	1:18.458	42.800	228.6	13:57.324
6	2:46.081	45.610	1:18.474	41.997	229.1	16:43.405
7	2:45.737	45.174	1:18.563	42.000	223.0	19:29.142
8	2:45.501	45.775	1:18.002	41.724	220.2	22:14.643
9	2:46.394	44.972	1:19.020	42.402	232.5	25:01.037
10	4:25.131 B	47.534	1:58.875	1:38.722	123.8	29:26.168
11	4:41.971	2:26.461	1:27.502	48.008	158.7	34:08.139
12	3:04.159	49.555	1:26.746	47.858	159.1	37:12.298
13	3:03.358	49.772	1:25.062	48.524	178.5	40:15.656
14	3:01.172	49.174	1:25.145	46.853	170.9	43:16.828
15	3:02.092	48.739	1:25.158	48.195	167.0	46:18.920
16	3:07.406	50.115	1:26.159	51.132	180.0	49:26.326
17	3:05.095	51.975	1:25.218	47.902	180.0	52:31.421
18	3:01.945	50.248	1:25.932	45.765	177.1	55:33.366

19	3:00.600	48.830	1:25.579	46.191	168.5	58:33.966
20	3:01.223	48.870	1:26.177	46.176	176.5	1:01:35.189
21	2:58.537	48.735	1:23.774	46.028	180.3	1:04:33.726

193 Thierry/Marc GENETIER/PERALDI
Team Roscar Porsche


1	3:16.495	1:01.979	1:27.434	47.082	147.4	3:16.495
2	3:04.788	50.266	1:26.480	48.042	190.1	6:21.283
3	3:01.447	49.756	1:24.823	46.868	201.0	9:22.730
4	3:02.305	50.408	1:24.731	47.166	177.3	12:25.035
5	3:00.799	50.417	1:23.608	46.774	190.4	15:25.834
6	3:00.587	50.523	1:23.450	46.614	193.5	18:26.421
7	3:00.945	50.283	1:23.863	46.799	198.1	21:27.366
8	2:59.870	49.993	1:23.727	46.150	180.0	24:27.236
9	3:19.151 B	49.791	1:26.981	1:02.379	201.4	27:46.387
10	5:55.680	3:25.666	1:37.545	52.469	153.9	33:42.067
11	3:20.475	53.747	1:36.677	50.051	161.0	37:02.542
12	3:14.889	51.993	1:31.990	50.906	178.2	40:17.431
13	3:12.671	51.744	1:30.681	50.246	196.3	43:30.102
14	3:14.588	53.110	1:32.142	49.336	172.8	46:44.690
15	3:11.169	51.847	1:29.927	49.395	176.2	49:55.859
16	3:09.803	51.969	1:29.038	48.796	184.3	53:05.662
17	3:08.979	51.152	1:29.680	48.147	187.5	56:14.641
18	3:11.493	53.794	1:26.670	51.029	174.8	59:26.134
19	3:06.713	51.573	1:27.849	47.291	192.1	1:02:32.847
20	3:04.375	50.593	1:26.608	47.174	197.4	1:05:37.222

194 Régis REGO DE SEBES
Team Roscar Porsche

1	3:04.877	55.641	1:24.119	45.117	184.0	3:04.877
2	2:57.600	48.056	1:23.751	45.793	192.1	6:02.477
3	2:59.340	48.490	1:24.802	46.048	200.3	9:01.817
4	2:56.941	48.272	1:23.448	45.221	202.2	11:58.758
5	2:57.171	48.087	1:23.664	45.420	183.0	14:55.929
6	2:58.418	48.562	1:24.212	45.644	210.0	17:54.347
7	2:58.896	48.282	1:24.152	46.462	199.6	20:53.243
8	2:59.225	48.729	1:24.699	45.797	193.5	23:52.468
9	3:24.214	48.615	1:25.674	1:09.925	197.4	27:16.682
10	3:50.937 B	56.049	1:35.525	1:19.363	165.9	31:07.619
11	4:20.421	2:07.397	1:26.555	46.469	202.9	35:28.040
12	3:00.461	49.134	1:24.908	46.419	187.8	38:28.501
13	3:00.110	48.551	1:24.821	46.738	193.5	41:28.611
14	3:00.299	49.312	1:24.660	46.327	198.5	44:28.910
15	3:01.140	48.836	1:24.755	47.549	188.8	47:30.050
16	3:05.894	50.684	1:26.965	48.245	180.9	50:35.944
17	3:03.008	49.853	1:26.281	46.874	179.1	53:38.952
18	3:01.583	48.571	1:25.163	47.849	183.0	56:40.535
19	3:01.565	50.012	1:25.158	46.395	198.8	59:42.100
20	3:00.107	48.379	1:24.802	46.926	197.0	1:02:42.207
21	3:00.516	49.836	1:25.103	45.577	178.2	1:05:42.723

195 Guy HELIOU
Team Roscar Saleen S7R

1	3:15.546	1:00.526	1:27.344	47.676	163.9	3:15.546
2	2:59.220	48.656	1:25.015	45.549	157.5	6:14.766
3	3:01.046	48.345	1:26.483	46.218	165.2	9:15.812
4	3:00.333	48.132	1:26.956	45.245	171.7	12:16.145



GT & Prototype Challenge SPA RACING FESTIVAL

Race 1

Analysis

■ Personal Best ■ Session Best B Crossing the finish line in pit lane

Lap	Time	Sector 1	Sector 2	Sector 3	T. Spd	Elapsed	Lap	Time	Sector 1	Sector 2	Sector 3	T. Spd	Elapsed
5	2:57.007	47.694	1:24.341	44.972	171.5	15:13.152	15	3:06.548	49.116	1:27.816	49.616	195.2	48:17.142
6	2:56.748	46.703	1:24.880	45.165	175.3	18:09.900	16	3:03.693	49.290	1:26.111	48.292	196.3	51:20.835
7	2:58.378	48.270	1:25.469	44.639	189.4	21:08.278	17	3:04.215	50.360	1:26.276	47.579	183.7	54:25.050
8	2:56.505	46.806	1:24.860	44.839	179.1	24:04.783	18	3:02.851	49.453	1:25.496	47.902	193.5	57:27.901
9	3:14.195	47.452	1:28.581	58.162	174.5	27:18.978	19	3:08.465	50.483	1:28.577	49.405	181.2	1:00:36.366
10	3:50.974 B	55.625	1:34.844	1:20.505	143.1	31:09.952	20	3:06.748	50.546	1:26.334	49.868	187.2	1:03:43.114
11	4:28.632	2:14.908	1:27.402	46.322	164.2	35:38.584	21	3:05.943	52.091	1:26.380	47.472	177.9	1:06:49.057
12	3:02.913	48.449	1:27.982	46.482	165.7	38:41.497							
13	2:58.605	47.451	1:25.046	46.108	172.0	41:40.102							
14	3:06.239	48.245	1:28.908	49.086	192.1	44:46.341							
15	3:08.999	48.831	1:29.845	50.323	164.4	47:55.340							
16	3:12.036	50.547	1:28.355	53.134	167.7	51:07.376							
17	3:15.344	56.067	1:31.680	47.597	158.0	54:22.720							
18	3:02.513	47.857	1:27.374	47.282	175.3	57:25.233							
19	3:03.288	49.164	1:26.717	47.407	169.8	1:00:28.521							
20	3:06.651	49.842	1:28.712	48.097	178.2	1:03:35.172							
21	3:09.885	50.137	1:31.938	47.810	170.1	1:06:45.057							

197 Thomas WINKLER D

Team Roscar Porsche 997 GT3 Cup

1	3:06.952	52.103	1:29.675	45.174	187.2	3:06.952
2	2:55.531	48.041	1:23.035	44.455	182.7	6:02.483
3	2:56.622	48.748	1:22.961	44.913	184.9	8:59.105
4	2:53.332	46.959	1:22.365	44.008	177.6	11:52.437
5	2:55.030	48.024	1:22.604	44.402	194.5	14:47.467
6	2:55.870	48.004	1:22.401	45.465	190.8	17:43.337
7	2:55.580	48.289	1:22.308	44.983	195.2	20:38.917
8	3:04.680 B	47.923	1:23.971	52.786	203.3	23:43.597
9	7:09.884 B	3:25.029	2:08.515	1:36.340	75.2	30:53.481
10	4:23.724	2:10.076	1:28.009	45.639	191.8	35:17.205
11	2:55.436	47.285	1:23.460	44.691	203.3	38:12.641
12	3:00.273	48.660	1:24.010	47.603	213.3	41:12.914
13	2:59.308	49.140	1:24.436	45.732	214.6	44:12.222
14	2:58.873	49.196	1:23.171	46.506	194.5	47:11.095
15	3:06.316	49.598	1:25.348	51.370	195.2	50:17.411
16	3:04.619	50.112	1:25.332	49.175	189.8	53:22.030
17	3:05.672	50.952	1:26.045	48.675	187.8	56:27.702
18	3:00.382	49.666	1:23.362	47.354	188.8	59:28.084
19	3:12.699	54.239	1:29.628	48.832	160.8	1:02:40.783
20	3:10.657	51.696	1:29.630	49.331	171.2	1:05:51.440

198 Tomas/Alfred PFISTER/WINKLER D

Team Roscar Porsche 997 GT3 Cup

1	3:13.979	59.094	1:27.757	47.128	173.7	3:13.979
2	3:06.518	50.467	1:27.465	48.586	162.9	6:20.497
3	3:01.371	49.927	1:24.853	46.591	199.6	9:21.868
4	3:02.610	49.873	1:24.713	48.024	197.0	12:24.478
5	3:01.442	49.340	1:24.523	47.579	201.0	15:25.920
6	3:00.056	48.706	1:24.274	47.076	187.2	18:25.976
7	3:00.642	48.957	1:24.941	46.744	198.1	21:26.618
8	2:59.775	49.393	1:23.821	46.561	201.8	24:26.393
9	3:18.753 B	48.307	1:28.600	1:01.846	191.8	27:45.146
10	5:24.627	2:48.357	1:50.174	46.096	73.8	33:09.773
11	2:59.515	48.427	1:23.716	47.372	210.0	36:09.288
12	3:01.328	48.989	1:24.590	47.749	202.2	39:10.616
13	2:59.513	48.355	1:23.987	47.171	197.4	42:10.129
14	3:00.465	48.712	1:24.486	47.267	192.5	45:10.594

203 Jakub SMIECHOWSKI PL

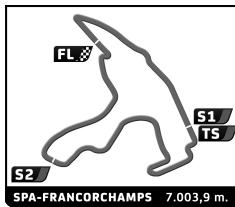
Inter Europol Competition Ligier LMP3

1	2:52.574	48.360	1:21.240	42.974	230.6	2:52.574
2	2:47.965	45.855	1:19.801	42.309	221.6	5:40.539
3	2:47.740	45.263	1:19.958	42.519	224.8	8:28.279
4	2:49.866	45.757	1:21.517	42.592	211.6	11:18.145
5	2:48.806	45.511	1:20.865	42.430	220.2	14:06.951
6	2:50.621	47.099	1:21.058	42.464	205.2	16:57.572
7	2:48.926	45.773	1:20.735	42.418	200.7	19:46.498
8	2:49.235	45.717	1:21.410	42.108	204.8	22:35.733
9	2:48.512	45.634	1:20.356	42.522	223.0	25:24.245
10	5:18.572 B	1:34.757	2:09.640	1:34.175	78.4	30:42.817
11	4:10.930	2:06.675	1:21.265	42.990	213.3	34:53.747
12	2:50.571	46.335	1:21.181	43.055	219.8	37:44.318
13	2:50.021	46.071	1:21.290	42.660	206.0	40:34.339
14	2:50.680	46.028	1:21.318	43.334	214.6	43:25.019
15	2:52.120	46.064	1:21.325	44.731	216.7	46:17.139
16	2:50.233	46.018	1:20.836	43.379	220.2	49:07.372
17	2:51.247	46.413	1:21.611	43.223	193.8	51:58.619
18	2:49.909	46.012	1:20.900	42.997	203.7	54:48.528
19	2:49.356	46.244	1:20.728	42.384	186.8	57:37.884
20	2:51.651	45.782	1:22.691	43.178	212.5	1:00:29.535
21	2:51.488	48.332	1:20.748	42.408	205.2	1:03:21.023
22	2:50.503	45.751	1:20.075	44.677	206.8	1:06:11.526

204 Martin/Pontus HIPPE/FREDRIKSSON S

Inter Europol Competition Ligier LMP3

1	2:57.952	51.258	1:23.238	43.456	163.7	2:57.952
2	2:49.767	46.159	1:21.116	42.492	189.1	5:47.719
3	2:48.187	45.581	1:20.459	42.147	213.3	8:35.906
4	2:47.833	45.582	1:19.770	42.481	205.6	11:23.739
5	2:47.953	45.288	1:19.862	42.803	208.8	14:11.692
6	2:48.353	45.687	1:20.243	42.423	202.5	17:00.045
7	2:48.502	45.567	1:20.251	42.684	193.5	19:48.547
8	2:49.233	45.760	1:20.853	42.620	204.1	22:37.780
9	2:49.367	45.783	1:20.886	42.698	205.6	25:27.147
10	5:18.614 B	1:35.026	2:09.328	1:34.260	79.0	30:45.761
11	4:22.532	2:14.821	1:23.273	44.438	203.7	35:08.293
12	2:58.067	48.102	1:23.706	46.259	207.6	38:06.360
13	2:55.987	47.907	1:23.473	44.607	211.2	41:02.347
14	2:54.378	47.029	1:23.283	44.066	193.5	43:56.725
15	2:53.007	46.943	1:22.244	43.820	202.2	46:49.732
16	2:54.111	47.107	1:22.710	44.294	198.1	49:43.843
17	2:55.732	46.899	1:23.432	45.401	194.5	52:39.575
18	2:55.672	47.375	1:24.147	44.150	204.8	55:35.247
19	2:53.628	47.661	1:22.703	43.264	197.0	58:28.875
20	2:52.468	46.386	1:22.267	43.815	210.4	1:01:21.343
21	2:52.143	46.572	1:21.844	43.727	209.6	1:04:13.486
22	2:51.339	46.110	1:21.910	43.319	214.2	1:07:04.825




GT & Prototype Challenge SPA RACING FESTIVAL

Race 1

Analysis

■ Personal Best ■ Session Best B Crossing the finish line in pit lane

Lap	Time	Sector 1	Sector 2	Sector 3	T. Spd	Elapsed	Lap	Time	Sector 1	Sector 2	Sector 3	T. Spd	Elapsed		
222	David/Gary HAUSER/HAUSER						L	5	2:46.868	44.731	1:19.911	42.226	227.6	14:02.146	
	Racing Experience						Ligier LMP3	6	2:45.046	44.458	1:18.521	42.067	233.5	16:47.192	
1	2:54.075	49.701	1:21.732	42.642	193.8	2:54.075	7	2:50.826	48.947	1:19.324	42.555	231.0	19:38.018		
2	2:48.327	45.693	1:20.270	42.364	206.8	5:42.402	8	2:47.399	44.895	1:20.067	42.437	241.9	22:25.417		
3	2:47.330	45.308	1:19.911	42.111	225.3	8:29.732	9	2:46.875	44.722	1:20.076	42.077	240.3	25:12.292		
4	2:49.167	45.643	1:20.988	42.536	198.5	11:18.899	10	4:30.089 B	55.195	2:07.506	1:27.388	90.3	29:42.381		
5	2:48.652	45.647	1:20.649	42.356	215.9	14:07.551	11	4:17.628	2:12.187	1:23.050	42.391	173.4	34:00.009		
6	2:48.270	46.412	1:19.451	42.407	228.1	16:55.821	12	2:48.473	45.035	1:20.842	42.596	223.9	36:48.482		
7	2:47.349	45.542	1:19.585	42.222	217.6	19:43.170	13	2:49.049	46.131	1:20.525	42.393	239.2	39:37.531		
8	2:47.735	45.500	1:20.020	42.215	223.4	22:30.905	14	2:50.908	45.939	1:20.823	44.146	221.6	42:28.439		
9	2:48.284	45.433	1:20.617	42.234	218.0	25:19.189	15	2:47.286	44.997	1:20.196	42.093	244.1	45:15.725		
10	5:11.740 B	1:31.674	2:08.744	1:31.322	79.7	30:30.929	16	2:51.798	44.974	1:23.135	43.689	203.7	48:07.523		
11	4:13.890	2:07.228	1:23.036	43.626	203.7	34:44.819	17	2:50.366	45.099	1:21.531	43.736	240.8	50:57.889		
12	2:52.388	46.525	1:22.562	43.301	200.3	37:37.207	18	2:50.126	45.585	1:21.378	43.163	234.5	53:48.015		
13	2:50.709	46.271	1:21.380	43.058	203.3	40:27.916	19	2:52.233	45.574	1:21.656	45.003	223.4	56:40.248		
14	2:51.970	46.391	1:22.313	43.266	205.6	43:19.886	20	2:50.882	46.230	1:21.363	43.289	238.7	59:31.130		
15	2:52.731	46.646	1:23.136	42.949	180.0	46:12.617	21	2:53.903	47.792	1:23.527	42.584	179.4	1:02:25.033		
16	2:53.769	46.161	1:22.530	45.078	209.6	49:06.386	22	2:58.573	48.293	1:24.048	46.232	216.7	1:05:23.606		
17	2:49.496	45.759	1:21.013	42.724	213.3	51:55.882									
18	2:49.384	45.762	1:20.842	42.780	213.3	54:45.266									
19	2:50.065	46.652	1:20.674	42.739	215.4	57:35.331									
20	2:51.625	45.796	1:22.921	42.908	206.0	1:00:26.956									
21	2:48.242	45.428	1:20.251	42.563	223.4	1:03:15.198									
22	2:49.708	45.507	1:20.662	43.539	212.9	1:06:04.906									
227	Stephane/Sam LEMERET/DEJONGHE							243	Roman/Joakim KRUMINS/FRID						L
	Equipe Verschuur						Renault RS01 Trophy		KEO Racing						Ligier LMP3
1	2:47.469	47.165	1:18.854	41.450	227.6	2:47.469	1	3:02.754	54.147	1:24.527	44.080	166.7	3:02.754		
2	2:44.013	44.237	1:18.547	41.229	220.7	5:31.482	2	2:55.646	47.947	1:24.045	43.654	176.2	5:58.400		
3	2:43.483	44.099	1:18.143	41.241	232.5	8:14.965	3	2:54.305	47.041	1:23.772	43.492	185.5	8:52.705		
4	2:45.082	44.071	1:19.380	41.631	201.4	11:00.047	4	2:53.513	47.012	1:23.309	43.192	191.8	11:46.218		
5	2:43.547	44.265	1:18.125	41.157	233.0	13:43.594	5	2:54.864	47.192	1:23.611	44.061	178.2	14:41.082		
6	2:43.013	43.885	1:18.115	41.013	234.0	16:26.607	6	2:56.642	47.478	1:23.458	45.706	183.7	17:37.724		
7	2:43.322	44.212	1:17.815	41.295	235.6	19:09.929	7	2:57.877	47.906	1:25.813	44.158	174.2	20:35.601		
8	2:42.910	43.927	1:18.068	40.915	240.3	21:52.839	8	2:55.975	47.585	1:24.351	44.039	191.8	23:31.576		
9	2:44.000	43.909	1:18.805	41.286	249.7	24:36.839	9	3:50.999 B	48.088	1:27.320	1:35.591	183.7	27:22.575		
10	4:25.626 B	44.905	2:06.649	1:34.072	229.6	29:02.465	10	5:43.722	3:09.385	1:50.410	43.927	75.8	33:06.297		
11	4:45.367	2:42.871	1:20.402	42.094	224.3	33:47.832	11	2:54.187	46.790	1:23.625	43.772	205.2	36:00.484		
12	2:47.256	45.748	1:20.011	41.497	219.4	36:35.088	12	2:52.847	46.963	1:22.555	43.329	181.2	38:53.331		
13	2:46.789	44.938	1:19.163	42.688	230.6	39:21.877	13	2:51.777	46.599	1:21.762	43.416	202.9	41:45.108		
14	2:45.146	44.726	1:18.478	41.942	229.6	42:07.023	14	2:53.084	46.639	1:23.407	43.038	183.4	44:38.192		
15	2:44.823	44.555	1:18.910	41.358	227.6	44:51.846	15	2:51.063	46.405	1:21.522	43.136	203.3	47:29.255		
16	2:45.451	45.062	1:19.208	41.181	190.1	47:37.297	16	2:55.114	47.291	1:23.593	44.230	175.3	50:24.369		
17	2:48.529	45.207	1:21.359	41.963	188.8	50:25.826	17	2:56.592	47.933	1:23.548	45.111	177.3	53:20.961		
18	2:47.484	45.432	1:19.637	42.415	242.4	53:13.310	18	2:55.040	46.550	1:21.546	46.944	206.8	56:16.001		
19	2:45.037	44.861	1:18.602	41.574	213.7	55:58.347	19	2:55.883	48.507	1:21.149	46.227	201.4	59:11.884		
20	2:45.109	45.044	1:18.832	41.233	228.6	58:43.456	20	2:52.902	48.378	1:21.502	43.022	188.1	1:02:04.786		
21	2:45.228	44.617	1:19.120	41.491	234.5	1:01:28.684	21	2:51.063	46.349	1:21.076	43.638	212.1	1:04:55.849		
22	2:45.511	45.074	1:18.525	41.912	234.5	1:04:14.195									
228	Oliver FREYMUTH						D	257	Jean-Pierre/Jean-Marc LEQUEUX/UEB						L
	Oliver Freymuth						Renault RS01 Trophy		Prime Racing						Ginetta Nissan G57
1	2:53.578	49.212	1:21.447	42.919	218.0	2:53.578	1	2:55.847	50.701	1:22.134	43.012	181.5	2:55.847		
2	2:47.786	45.185	1:20.373	42.228	225.3	5:41.364	2	2:49.078	45.735	1:20.695	42.648	187.2	5:44.925		
3	2:47.450	45.075	1:20.191	42.184	205.6	8:28.814	3	2:47.881	45.285	1:20.638	41.958	195.2	8:32.806		
4	2:46.464	45.368	1:18.962	42.134	224.3	11:15.278	4	2:48.485	45.585	1:20.293	42.607	192.5	11:21.291		
							5	2:48.514	45.271	1:20.988	42.255	198.8	14:09.805		
							6	2:48.716	45.678	1:20.934	42.104	180.6	16:58.521		
							7	2:48.305	45.939	1:20.528	41.838	183.4	19:46.826		
							8	2:50.052	46.535	1:21.037	42.480	188.5	22:36.878		
							9	2:48.158	45.578	1:20.618	41.962	191.1	25:25.036		
							10	5:19.458 B	1:35.933	2:08.821	1:34.704	78.6	30:44.494		
							11	4:13.428	2:06.289	1:23.115	44.024	179.4	34:57.922		
							12	2:51.906	46.270	1:22.183	43.453	184.9	37:49.828		



GT & Prototype Challenge SPA RACING FESTIVAL

Race 1

Analysis

Personal Best Session Best B Crossing the finish line in pit lane

Lap	Time	Sector 1	Sector 2	Sector 3	T. Spd	Elapsed
13	2:50.793	46.042	1:21.695	43.056	187.2	40:40.621
14	2:50.421	45.503	1:21.317	43.601	195.6	43:31.042
15	2:52.344	45.873	1:22.213	44.258	209.6	46:23.386
16	2:57.673	46.554	1:24.059	47.060	178.2	49:21.059
17	2:52.793	45.881	1:23.168	43.744	187.2	52:13.852
18	2:54.613	45.829	1:22.168	46.616	206.4	55:08.465
19	2:51.844	46.148	1:22.687	43.009	203.7	58:00.309
20	2:50.024	45.607	1:21.130	43.287	213.7	1:00:50.333
21	2:50.614	45.559	1:21.245	43.810	203.3	1:03:40.947
22	2:53.971	46.951	1:23.488	43.532	185.5	1:06:34.918


290 Siegmur PFEIFER D						
Powermotorsports Norma V8						
Lap	Time	Sector 1	Sector 2	Sector 3	T. Spd	Elapsed
1	2:46.536	45.578	1:18.880	42.078	203.3	2:46.536
2	2:44.456	44.380	1:18.500	41.576	189.4	5:30.992
3	2:43.447	43.561	1:18.545	41.341	218.0	8:14.439
4	2:45.546	44.167	1:19.277	42.102	198.8	10:59.985
5	2:45.682	44.512	1:19.423	41.747	174.8	13:45.667
6	2:44.308	44.006	1:18.677	41.625	205.6	16:29.975
7	2:46.178	44.812	1:19.513	41.853	192.1	19:16.153
8	2:44.015	43.016	1:19.334	41.665	210.0	22:00.168
9	2:45.169	43.341	1:20.740	41.088	201.0	24:45.337
10	4:38.601 B	46.954	2:09.505	1:42.142	221.1	29:23.938
11	4:32.287	2:29.527	1:21.087	41.673	188.1	33:56.225
12	2:46.387	44.069	1:20.507	41.811	207.6	36:42.612
13	2:47.145	44.198	1:20.296	42.651	205.6	39:29.757
14	2:49.276	45.784	1:21.174	42.318	222.0	42:19.033
15	2:45.667	43.784	1:19.934	41.949	227.6	45:04.700
16	2:49.138	45.878	1:20.443	42.817	210.8	47:53.838
17	2:48.141	43.709	1:20.982	43.450	205.6	50:41.979
18	2:49.199	45.271	1:21.975	41.953	203.3	53:31.178
19	2:46.946	43.780	1:21.257	41.909	207.2	56:18.124
20	2:55.067	47.558	1:21.363	46.146	197.7	59:13.191
21	2:43.428	43.510	1:19.118	40.800	221.6	1:01:56.619
22	2:43.608	43.257	1:19.331	41.020	217.6	1:04:40.227

337 Gerry/Miles HULFORD/HULFORD UK						
Gerry Hulford Wolf GB08						
Lap	Time	Sector 1	Sector 2	Sector 3	T. Spd	Elapsed
1	3:05.474	55.739	1:24.825	44.910	165.4	3:05.474
2	2:56.283	48.881	1:22.969	44.433	192.8	6:01.757
3	2:54.391	48.282	1:21.841	44.268	190.1	8:56.148
4	2:54.104	48.221	1:21.998	43.885	185.9	11:50.252
5	2:53.602	47.715	1:21.961	43.926	192.1	14:43.854
6	2:55.651	49.361	1:22.408	43.882	181.8	17:39.505
7	2:57.992	48.961	1:24.281	44.750	157.0	20:37.497
8	2:55.448	48.528	1:22.413	44.507	180.6	23:32.945
9	3:40.557	48.335	1:26.338	1:25.884	186.5	27:13.502
10	3:52.743 B	58.515	1:35.048	1:19.180	158.4	31:06.245
11	5:02.626	2:41.402	1:31.916	49.308	165.9	36:08.871
12	3:16.254	53.782	1:30.573	51.899	166.7	39:25.125
13	3:20.786	55.086	1:33.304	52.396	167.0	42:45.911
14	3:15.488	53.786	1:31.520	50.182	177.3	46:01.399
15	3:24.327	54.446	1:34.680	55.201	175.9	49:25.726
16	3:19.775	56.127	1:31.935	51.713	174.5	52:45.501
17	3:12.343	52.827	1:30.163	49.353	181.5	55:57.844
18	3:27.093	52.922	1:30.330	1:03.841	185.2	59:24.937
19	3:14.849	52.806	1:32.950	49.093	191.1	1:02:39.786

Lap	Time	Sector 1	Sector 2	Sector 3	T. Spd	Elapsed
20	3:09.794	51.003	1:30.824	47.967	181.5	1:05:49.580
387	Max/Robert ASCHOFF/ASCHOFF					D
Max Aschoff Praga R1T						
1	3:01.734	54.209	1:23.207	44.318	171.7	3:01.734
2	2:52.475	46.516	1:23.071	42.888	233.5	5:54.209
3	2:52.571	46.990	1:21.075	44.506	217.2	8:46.780
4	2:57.210	46.894	1:25.596	44.720	234.5	11:43.990
5	2:51.457	47.241	1:20.803	43.413	234.0	14:35.447
6	2:52.388	47.093	1:20.867	44.428	228.1	17:27.835
7	2:53.962	47.114	1:22.474	44.374	230.1	20:21.797
8	2:52.066	47.591	1:20.804	43.671	231.0	23:13.863
9	3:11.372	47.254	1:22.071	1:02.047	229.1	26:25.235
10	4:34.976 B	1:15.480	1:54.642	1:24.854	118.3	31:00.211
11	4:18.897	2:08.672	1:23.909	46.316	210.4	35:19.108
12	2:54.843	47.967	1:22.102	44.774	204.5	38:13.951
13	2:57.054	47.929	1:24.113	45.012	206.4	41:11.005
14	2:54.467	47.299	1:23.562	43.606	231.0	44:05.472
15	2:53.750	47.296	1:22.078	44.376	231.5	46:59.222
16	2:57.184	47.345	1:23.434	46.405	218.9	49:56.406
17	2:52.694	47.399	1:22.017	43.278	224.8	52:49.100
18	2:52.581	47.355	1:21.204	44.022	225.8	55:41.681
19	2:53.200	46.796	1:21.369	45.035	223.9	58:34.881
20	2:53.180	48.285	1:21.645	43.250	195.2	1:01:28.061
21	2:54.357	48.900	1:21.378	44.079	210.0	1:04:22.418

388 Ales JIRASEK Praga Factory Team						
Praga Factory Team Praga R1T						
Lap	Time	Sector 1	Sector 2	Sector 3	T. Spd	Elapsed
1	2:58.200	51.683	1:23.109	43.408	157.3	2:58.200
2	2:49.819	46.347	1:21.058	42.414	190.1	5:48.019
3	2:48.896	45.850	1:20.220	42.826	200.3	8:36.915
4	2:48.278	46.686	1:18.935	42.657	195.2	11:25.193
5	2:48.982	45.897	1:19.177	43.908	200.7	14:14.175
6	2:47.958	46.116	1:19.133	42.709	195.9	17:02.133
7	2:47.955	46.506	1:18.612	42.837	206.0	19:50.088
8	2:50.733	46.526	1:21.378	42.829	184.6	22:40.821
9	2:49.103	46.208	1:20.270	42.625	192.8	25:29.924
10	5:22.367 B	1:37.057	2:09.835	1:35.475	76.3	30:52.291
11	4:16.198	2:11.446	1:20.817	43.935	198.5	35:08.489
12	2:49.475	47.065	1:19.480	42.930	218.5	37:57.964
13	2:49.357	47.050	1:19.071	43.236	213.7	40:47.321
14	2:50.836	46.778	1:20.913	43.145	222.0	43:38.157
15	2:49.323	47.221	1:19.348	42.754	188.8	46:27.480
16	2:58.945	46.428	1:21.670	50.847	207.2	49:26.425
17	2:49.813	46.823	1:19.855	43.135	203.3	52:16.238
18	2:51.371	46.306	1:20.022	45.043	207.6	55:07.609
19	2:47.582	46.549	1:18.621	42.412	206.0	57:55.191
20	2:48.960	46.127	1:19.215	43.618	216.7	1:00:44.151
21	2:49.042	45.944	1:20.232	42.866	212.1	1:03:33.193
22	2:47.179	46.040	1:18.787	42.352	216.3	1:06:20.372

396 Alain/AI BERG/BOLTON UK						
VR Motorsport Praga R1T						
Lap	Time	Sector 1	Sector 2	Sector 3	T. Spd	Elapsed
1	3:06.753	56.298	1:25.151	45.304	165.9	3:06.753
2	3:21.384	47.928	1:48.133	45.323	186.5	6:28.137
3	2:56.014	48.042	1:22.876	45.096	190.1	9:24.151
4	2:59.253	48.715	1:24.187	46.351	194.9	12:23.404



GT & Prototype Challenge SPA RACING FESTIVAL Race 1

Analysis

■ Personal Best ■ Session Best B Crossing the finish line in pit lane

Lap	Time	Sector 1	Sector 2	Sector 3	T. Spd	Elapsed	Lap	Time	Sector 1	Sector 2	Sector 3	T. Spd	Elapsed
5	2:56.607	47.224	1:24.718	44.665	177.1	15:20.011							
6	2:59.057	48.735	1:24.330	45.992	174.2	18:19.068							
7	2:59.228	48.890	1:23.949	46.389	162.2	21:18.296							

403 Wim JEURIS													B	
Wim Jeuris													Radical SR3L	
1	3:11.646	58.610	1:26.936	46.100	195.9	3:11.646								
2	3:00.693	48.813	1:26.295	45.585	184.3	6:12.339								
3	3:02.300	49.078	1:25.731	47.491	184.9	9:14.639								
4	3:03.810	49.635	1:27.962	46.213	165.7	12:18.449								
5	3:05.132	51.396	1:27.538	46.198	172.8	15:23.581								
6	3:00.495	49.780	1:25.073	45.642	179.4	18:24.076								
7	3:01.184	49.362	1:25.747	46.075	187.8	21:25.260								

408 Daniel SCHILDGEN													
V-Max Racing													Praga R1
1	3:27.185	1:07.103	1:29.194	50.888	188.5	3:27.185							
2	3:11.917	53.659	1:28.919	49.339	193.2	6:39.102							
3	3:13.531	54.336	1:29.132	50.063	191.1	9:52.633							
4	3:14.178	54.768	1:29.300	50.110	192.5	13:06.811							
5	3:14.772	54.888	1:29.388	50.496	189.8	16:21.583							
6	3:14.385	55.309	1:28.833	50.243	174.5	19:35.968							
7	3:18.606	55.273	1:32.966	50.367	191.8	22:54.574							
8	3:35.463	54.915	1:32.329	1:08.219	190.1	26:30.037							
9	4:34.833B	1:17.883	1:50.761	1:26.189	131.8	31:04.870							
10	4:46.436	2:20.247	1:33.322	52.867	149.9	35:51.306							
11	3:19.563	55.403	1:32.468	51.692	188.1	39:10.869							
12	3:20.582	56.157	1:33.088	51.337	168.5	42:31.451							
13	3:25.887	56.195	1:33.938	55.754	185.9	45:57.338							
14	3:45.880B	56.585	1:38.814	1:10.481	187.8	49:43.218							
15	4:13.947	1:43.558	1:35.478	54.911	163.4	53:57.165							
16	3:21.841	56.170	1:33.088	52.583	185.5	57:19.006							
17	3:27.047	56.161	1:37.699	53.187	161.7	1:00:46.053							
18	3:31.008	1:00.272	1:34.963	55.773	185.9	1:04:17.061							